

KEDIA ADVISORY



DAILY BULLION REPORT

7 Mar 2025

- BULLDEX
- GOLD
- SILVER



Kedia Stocks & Commodities Research Pvt. Ltd.

Research Advisory | White Labelling | Digital Marketing



BULDEX SNAPSHOT

Commodity	Expiry	Open	High	Low	Close	% Change
MCXBULLDEX	26-Mar-25	20534.00	20546.00	20438.00	20536.00	0.30
MCXBULLDEX	24-Apr-25	0.00	0.00	0.00	20785.00	0.31

BULLION SNAPSHOT

Commodity	Expiry	Open	High	Low	Close	% Change
GOLD	4-Apr-25	86077.00	86145.00	85372.00	86034.00	0.23
GOLD	5-Jun-25	86844.00	86942.00	86161.00	86806.00	0.25
GOLDMINI	4-Apr-25	86089.00	86148.00	85400.00	86002.00	0.18
GOLDMINI	5-May-25	86348.00	86475.00	85786.00	86389.00	0.23
SILVER	5-May-25	97961.00	98324.00	97315.00	98141.00	0.61
SILVER	4-Jul-25	99600.00	100101.00	99160.00	99964.00	0.63
SILVERMINI	30-Apr-25	97776.00	98250.00	97263.00	98052.00	1.85
SILVERMINI	30-Jun-25	99619.00	100062.00	99123.00	99919.00	7.06

OPEN INTEREST SNAPSHOT

Commodity	Expiry	% Change	% Oi Change	Oi Status
MCXBULLDEX	26-Mar-25	0.30	5.80	Fresh Buying
MCXBULLDEX	24-Apr-25	0.31	0.00	Short Covering
GOLD	4-Apr-25	0.23	1.90	Fresh Buying
GOLD	5-Jun-25	0.25	8.17	Fresh Buying
GOLDMINI	4-Apr-25	0.18	99.78	Fresh Buying
GOLDMINI	5-May-25	0.23	-331.96	Short Covering
SILVER	5-May-25	0.61	5.06	Fresh Buying
SILVER	4-Jul-25	0.63	10.28	Fresh Buying
SILVERMINI	30-Apr-25	0.58	1.85	Fresh Buying
SILVERMINI	30-Jun-25	0.57	7.06	Fresh Buying

INTERNATIONAL BULLION SNAPSHOT

Commodity	Open	High	Low	Close	% Change
Gold \$	2918.98	2926.88	2891.34	2910.52	-0.41
Silver \$	32.63	32.79	32.26	32.64	-0.50

RATIOS

Ratio	Price	Ratio	Price	Ratio	Price
Gold / Silver Ratio	87.66	Silver / Crudeoil Ratio	16.97	Gold / Copper Ratio	96.58
Gold / Crudeoil Ratio	14.87	Silver / Copper Ratio	110.17	Crudeoil / Copper Ratio	6.49

Important levels for Jewellery/Bullion Dealers



Booking Price for Sellers	Booking Price for Buyers
86344.00	85724.00
86554.00	85514.00



Booking Price for Sellers	Booking Price for Buyers
98861.00	97421.00
99621.00	96661.00



Booking Price for Sellers	Booking Price for Buyers
87.33	86.97
87.55	86.75



Booking Price for Sellers	Booking Price for Buyers
2919.70	2894.40
2932.60	2881.50

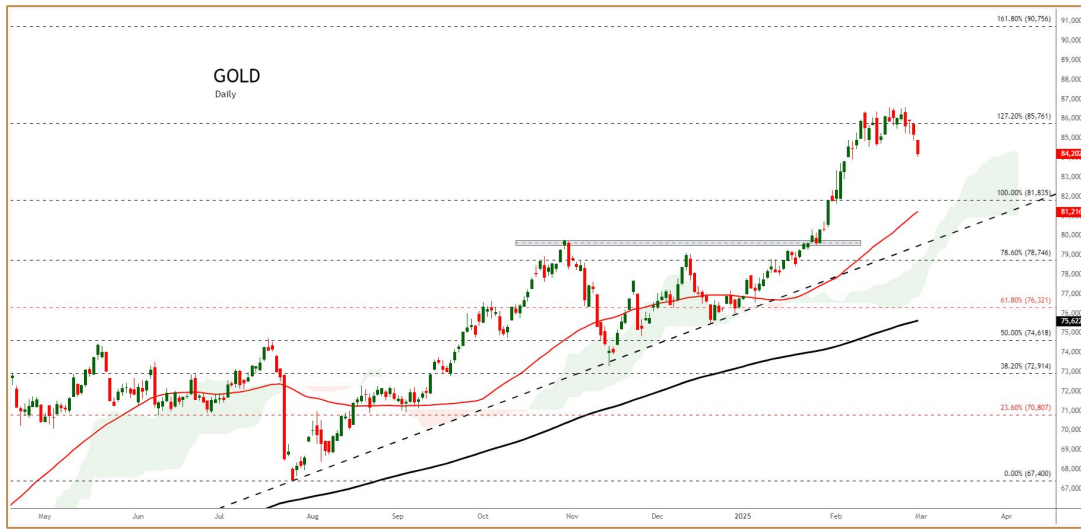


Booking Price for Sellers	Booking Price for Buyers
32.87	32.05
33.18	31.74

Click here for download Kedia Advisory **Special Research** Reports



Technical Snapshot



SELL GOLD APR @ 86400 SL 86700 TGT 85850-85550. MCX

Observations

Gold trading range for the day is 85075-86625.

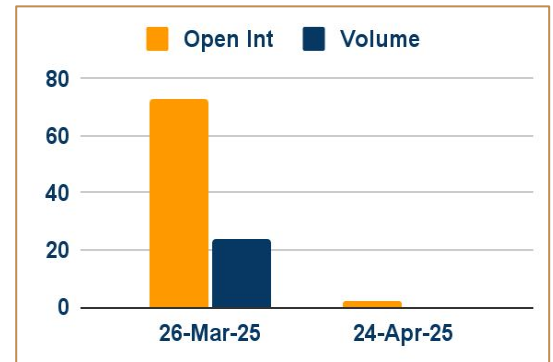
Gold prices gained amid elevated geopolitical tensions and a sharp drop in the U.S. dollar index.

The US trade deficit widened to a record high in January, driven by a 10% surge in imports ahead of anticipated tariffs.

Fed's Williams said that Trump administration tariffs will have some impact on driving up price pressures.

Gold remains well supported as central banks continue to buy in 2025 - World Gold Council

OI & Volume



Spread

GOLD JUN-APR	772.00
GOLDMINI MAY-APR	387.00

Trading Levels

Commodity	Expiry	Close	R2	R1	PP	S1	S2
GOLD	4-Apr-25	86034.00	86625.00	86330.00	85850.00	85555.00	85075.00
GOLD	5-Jun-25	86806.00	87415.00	87110.00	86635.00	86330.00	85855.00
GOLDMINI	4-Apr-25	86002.00	86600.00	86300.00	85850.00	85550.00	85100.00
GOLDMINI	5-May-25	86389.00	86905.00	86645.00	86215.00	85955.00	85525.00
Gold \$		2910.52	2945.54	2928.66	2910.00	2893.12	2874.46

Technical Snapshot



SELL SILVER MAY @ 98500 SL 99200 TGT 97600-96500. MCX

Observations

Silver trading range for the day is 96915-98935.

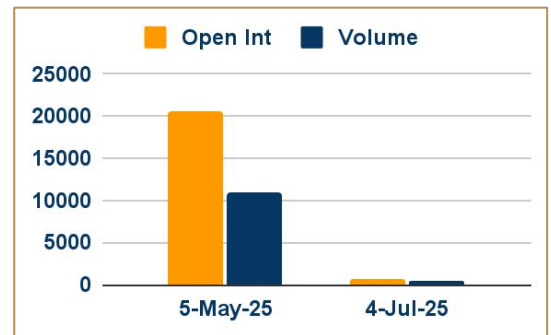
Silver gained as dollar index extended its decline for a fourth consecutive session, slipping below 104.

Investor sentiment remained fragile amid concerns over tariffs and the US economic outlook.

Trump administration delayed auto tariffs on Mexico and Canada by one month for automakers whose vehicles comply with the USMCA.

The European Central Bank once again lowered its three key ECB interest rates by 25 basis points

OI & Volume



Spread

SILVER JUL-MAY	1823.00
SILVERMINI JUN-APR	1867.00

Trading Levels

Commodity	Expiry	Close	R2	R1	PP	S1	S2
SILVER	5-May-25	98141.00	98935.00	98535.00	97925.00	97525.00	96915.00
SILVER	4-Jul-25	99964.00	100680.00	100320.00	99740.00	99380.00	98800.00
SILVERMINI	30-Apr-25	98052.00	98840.00	98445.00	97855.00	97460.00	96870.00
SILVERMINI	30-Jun-25	99919.00	100635.00	100275.00	99700.00	99340.00	98765.00
Silver \$		32.64	33.08	32.86	32.56	32.34	32.04

Gold prices gained amid elevated geopolitical tensions and a sharp drop in the U.S. dollar index. Federal Reserve Bank of New York President John Williams said that Trump administration tariffs will have some impact on driving up price pressures but there is still a lot of uncertainty how this will all play out. The US trade deficit widened to a record high in January, driven by a 10% surge in imports ahead of anticipated tariffs.

Asia Gold – India's gold demand improves as prices retreat from all – time high - India's gold demand improved in the second half of but remained lower than normal as prices retreated from all-time-high levels, while traders continued to offer discounts in China as activity remained lacklustre. Indian dealers offered a discount of \$12-\$27 an ounce over official domestic prices, down from the last week's discount of \$35. India's gold imports are set to tumble 85% in February from year ago levels to their lowest in 20 years. In top consumer China, gold traded on par to a \$3 discount over spot prices. In Singapore, gold traded anywhere between a \$0.50 discount and a \$3 premium, a dealer said. Dealers in Hong Kong offered gold between a discount of \$1.8 and a premium of \$2.3 per ounce. In Japan, bullion was sold between a discount of \$6 and a premium of \$1.5.

Swiss January gold exports to the US reach highest for 13 years - Gold exports from Switzerland rose year on year in January as supplies to the United States soared to the highest in at least 13 years and offset lower deliveries to top consumers China and India, Swiss customs data showed. Switzerland, alongside Britain which is home to the world's largest over-the-counter gold trading hub, saw a surge in gold transfers to the U.S. in recent months as President Trump readies wide-reaching import tariffs that some market participants fear could affect gold deliveries. According to the Swiss data, gold exports from the country to the U.S. rose to 192.9 tons in January from 64.2 tons in December. This was the highest monthly amount of exports in the customs data going back to 2012. Trump has not mentioned precious metals are likely to be targeted at all, but since late November, when he pledged to impose tariffs on imported products from Canada and Mexico, 20.4 million troy ounces (636 metric tons) of gold worth \$60 billion at current prices were delivered to Comex-approved warehouses.

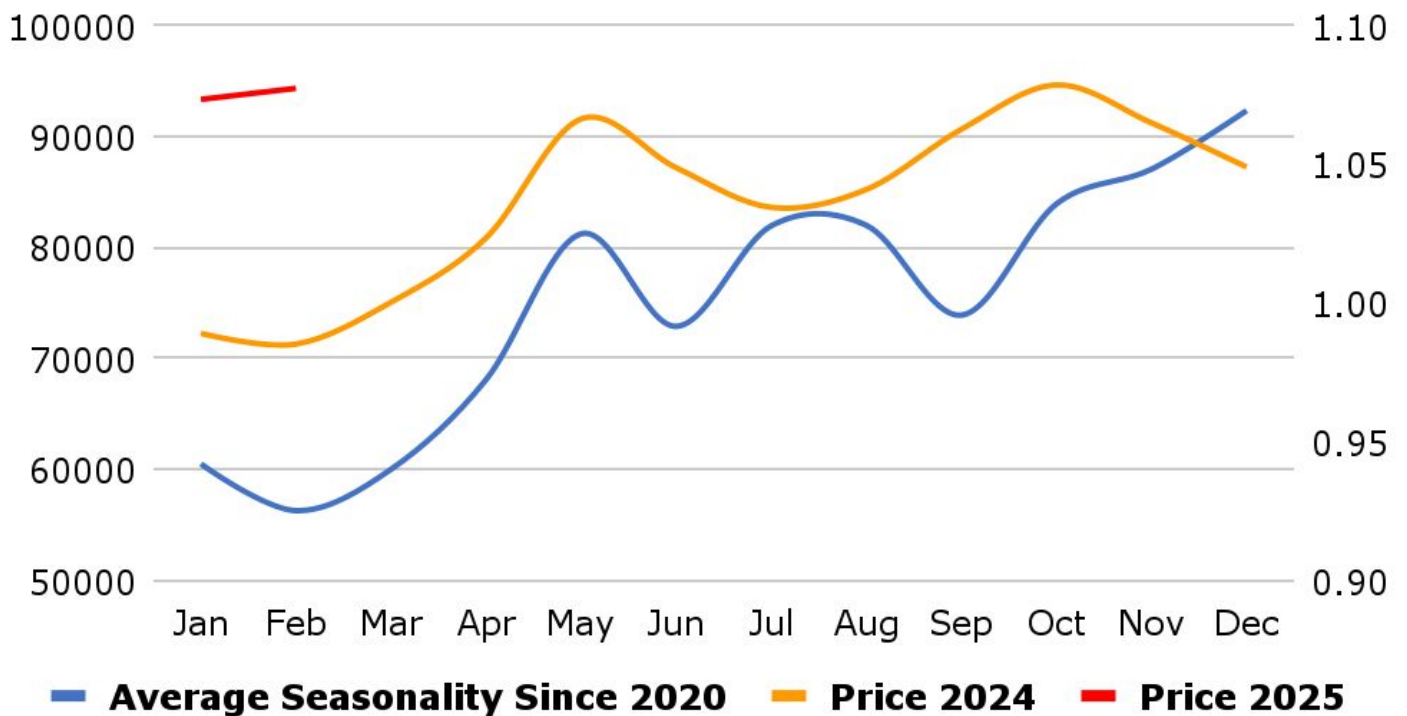
Gold demand up 1% in 2024, to remain supported by economic uncertainty, World Gold Council says - Global gold demand including over-the-counter (OTC) trading rose by 1% to a record high of 4,974.5 metric tons in 2024 as investment increased, the World Gold Council (WGC) said, adding that central banks sped up buying in the fourth quarter. Central banks, a major source of gold demand, bought more than 1,000 tons of the metal for the third year in a row in 2024. The National Bank of Poland was the largest such buyer, adding 90 tons to its reserves, the WGC, an industry body whose members are global gold miners, said in a quarterly report. In the final quarter of 2024, when Trump won the U.S. election, buying by central banks accelerated by 54% year on year to 333 tons, the WGC calculated, based on reported purchases and an estimate of unreported buying. Last year's investment demand for gold rose 25% to a four-year high of 1,180 tons, mainly because outflows from physically-backed gold exchange-traded funds (ETFs) dried up for the first time in four years.

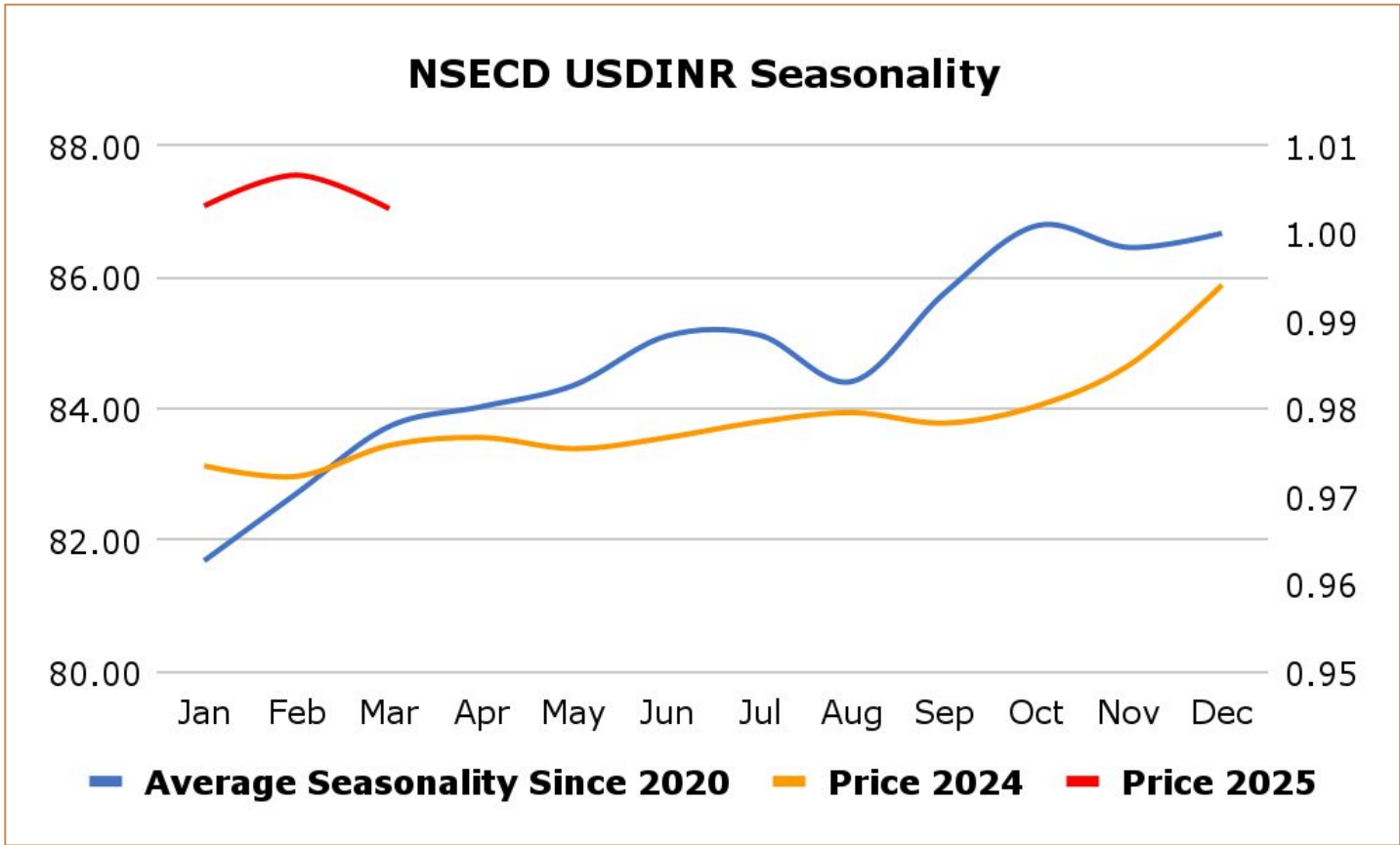
China's 2024 gold consumption slumps 9.58% y/y as high prices cut demand - China's gold consumption in 2024 slumped 9.58% on the year to 985.31 metric tons, data from the China Gold Association showed, as high gold prices curtailed jewellery demand. Gold jewellery buying, which accounts for half of the total, plunged 24.7% to 532.02 tons, according to the data. Meanwhile, purchases of gold bars and coins, which typically reflect safe-haven demand, jumped 24.5% over the year to 373.13 tons, the association said. In 2024, China's gold output from domestically produced raw materials climbed by 0.56% to 377.24 tons, association data showed. Output of gold from imported raw materials increased 8.83% for the year to 156.86 tons, bringing China's total gold output last year to 534.11 tons, an annual increase of 2.85%.

MCX Gold Seasonality



MCX Silver Seasonality





Weekly Economic Data

Date	Curr.	Data
Mar 3	EUR	Spanish Manufacturing PMI
Mar 3	EUR	German Final Manufacturing PMI
Mar 3	EUR	Final Manufacturing PMI
Mar 3	EUR	Core CPI Flash Estimate y/y
Mar 3	EUR	CPI Flash Estimate y/y
Mar 3	USD	Final Manufacturing PMI
Mar 3	USD	ISM Manufacturing PMI
Mar 3	USD	ISM Manufacturing Prices
Mar 3	USD	Construction Spending m/m
Mar 4	EUR	Unemployment Rate
Mar 5	EUR	German Final Services PMI
Mar 5	EUR	Final Services PMI
Mar 5	EUR	PPI m/m

Date	Curr.	Data
Mar 5	USD	ISM Services PMI
Mar 5	USD	Factory Orders m/m
Mar 5	USD	Crude Oil Inventories
Mar 6	EUR	Retail Sales m/m
Mar 6	EUR	Main Refinancing Rate
Mar 6	USD	Unemployment Claims
Mar 6	USD	Revised Nonfarm Productivity q/q
Mar 6	USD	Revised Unit Labor Costs q/q
Mar 6	USD	Trade Balance
Mar 6	USD	Natural Gas Storage
Mar 7	EUR	German Factory Orders m/m
Mar 7	EUR	Revised GDP q/q
Mar 7	USD	Average Hourly Earnings m/m



DISCLAIMER

KEDIA ADVISORY

This Report is prepared and distributed by Kedia Stocks & Commodities Research Pvt Ltd. Our SEBI REGISTRATION NUMBER - INH000006156. for information purposes only. The recommendations, if any, made herein are expressions of views and/or opinions and should not be deemed or construed to be neither advice for the purpose of purchase or sale through KSCRPL nor any solicitation or offering of any investment /trading opportunity. These information/opinions/ views are not meant to serve as a professional investment guide for the readers. No action is solicited based upon the information provided herein. Recipients of this Report should rely on information/data arising out of their own investigations. Readers are advised to seek independent professional advice and arrive at an informed trading/investment decision before executing any trades or making any investments. This Report has been prepared on the basis of publicly available information, internally developed data and other sources believed by KSCRPL to be reliable. KSCRPL or its directors, employees, affiliates or representatives do not assume any responsibility for or warrant the accuracy, completeness, adequacy and reliability of such information/opinions/ views. While due care has been taken to ensure that the disclosures and opinions given are fair and reasonable, none of the directors, employees, affiliates or representatives of KSCRPL shall be liable for any direct, indirect, special, incidental, consequential, punitive or exemplary damages, including lost profits arising in any way whatsoever from the information/opinions/views contained in this Report. The possession, circulation and/or distribution of this Report may be restricted or regulated in certain jurisdictions by appropriate laws. No action has been or will be taken by KSCRPL in any jurisdiction (other than India), where any action for such purpose (s) is required. Accordingly, this Report shall not be possessed, circulated and/ or distributed in any such country or jurisdiction unless such action is in compliance with all applicable laws and regulations of such country or jurisdiction. KSCRPL requires such a recipient to inform himself about and to observe any restrictions at his own expense, without any liability to KSCRPL. Any dispute arising out of this Report shall be subject to the exclusive jurisdiction of the Courts in India.

KEDIA ADVISORY

KEDIA STOCKS & COMMODITIES RESEARCH PVT LTD

Mumbai, India

SEBI REGISTRATION NUMBER - INH000006156

For more details, please contact: +91 93234 06035 / 96195 51022

Email: info@kediaadvisory.com

Regd.Off.: 1, 2, 3 & 4, 1st Floor, Tulip Bldg, Flower Valley Complex, Khadakpada Circle,
Kalyan-(W), Mumbai-421301